







The Mailbox Club presents...



the *Red Wagon*

Ken  and Amy  pulled the red wagon  to the top of the hill. They climbed into the  and started down the hill. Down they went! Crash! Bang! They hit a rock and tumbled into the grass.







“Oh! Oh!” said . “Look! Our  is broken!”


“Can Grandad  fix it?” asked .


“Yes, I think he can,” said .

NOTE TO PARENTS: These lessons should be read to the child over and over. The first time you read the lesson, supply the words that go with the pictures. After this, pause at each picture to see if the child can say the word. Children love to do this!


 and  took the wagon to Grandad. "I can fix it," said .


Soon  had the new parts made out of wood. "Oh, it's fixed! It's fixed!" said the children. They were so happy.





"Yes, it is fixed, but we need to paint the new parts," said . He got the paint and some brushes and let the children paint them.



Soon  and  had painted the  bright red. "It looks like new!" said .

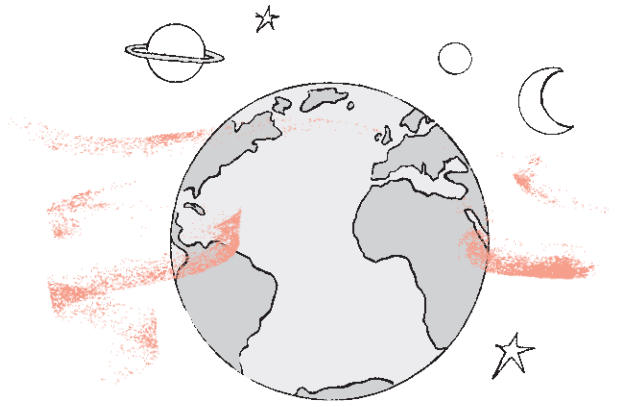
 said, "Thank you! Thank you, Grandad! You made it all!"

"No," said . "I did not make the wood. Wood comes from trees."



"I know who made the trees," said .
" **GOD** did."


“**GOD** made *all* things,” said .
“First **GOD** made the heavens and the earth. The Bible  says ‘In the beginning **GOD** created the heavens and the earth.’”



“Then **GOD** began to make things beautiful here on the earth. He made the hills and the mountains. He made the ocean, the lakes, and the rivers. He made beautiful trees and flowers.


“**GOD** made birds of every kind. He made all the fish in the sea, from the starfish to the whale.

“Then **GOD** made animals—horses, cows, elephants, lions, dogs, and cats. **GOD** created every kind of animal that lives.




“**GOD** saw that everything He had made was *very good*.”

“Why did **GOD** make all these things?” asked .

“**GOD** made them because He planned to make a home for someone special,” said . “Do you know who it was?”


The children thought for a moment. “Oooh! I know,” said . “It was for the first people!”

“Yes!” said . “**GOD** called the first man *Adam*. **GOD** made a wife for Adam. Her name was *Eve*.”



“**GOD** made them different from the animals. **GOD** made Adam and Eve in such a way that He could live in their hearts.”

“Why did **GOD** make people?” asked .


“**GOD** made people to love Him and to be loved by Him,” said . “**GOD** loves you very much, and He wants you to love Him.”

 said, “I am glad **GOD** made the world so beautiful. And I know He loves me.”

“Me too!” added .

Of all the things that **GOD** made, what do you think He loves the most? He loves **people** most of all!

GOD loves you!

GOD made you, and you are very special to Him. In the , **GOD** says that He has always loved you. He knows your name. He knows what you look like. He knows all about you.

Remember, **GOD** loves you and He wants you to love Him.



Would you like to get more *SEE and DO* stories from The Mailbox Club?


All you have to do is fill out the Question Page and send it back to us. We will send you the next exciting story.

When you finish the seven lessons in this course, we will send you a beautiful certificate with your name on it!



Learn this verse so you can say it:

**My
Memory
Verse**




**“In the beginning
God created the heavens
and the earth.”**

Genesis 1:1

see *and* **do**

Color the things God made



Send your Question Page
back to us **TODAY** so we can
send you the next exciting story.

Tell your friends about The
Mailbox Club. We will be glad to
send free lessons to them.

KEEP THIS PAGE! DO NOT SEND IT BACK TO US.

Question Page

See and Do 1 - Lesson 1

Instructions: Draw a circle around the right answer.

EXAMPLE: What did Ken and Amy have?

A white car



A red wagon



1. Wood comes from

grass. 

trees. 

2. All things were made by

GOD.

people. 

3. Which do you think God loves most?

People 

Flowers 

4. Does God love you?

YES NO

Do you love God?

YES NO

Please print

Name _____

Parent or Guardian _____

Address _____

City _____ State _____ ZIP _____

I am _____ years old. My birthday is _____ / _____ / _____.

Did you say your MEMORY VERSE? _____

Do you know someone who would like to take Mailbox Club lessons? Write their names and ages here:

Name _____ Age _____

Name _____ Age _____

We will send the lessons to you, and you can give the lessons to them.

Important! You must send this page back to us to get the next lesson.
Make Ken or Amy smile. Look on the back of this page for instructions.




Cut out the Question Page and **FOLD** with the Teacher's address on the outside. Please **DO NOT STAPLE**.
TAPE the Question Page with one-side sticky tape in two places as shown. Do not cover any barcodes or postage with tape.



SD1 L1 NA 200811

▲ Put student's address above.



Put a smile on Ken if you mail your Question Page back within 3 days.

▲ Put instructor's address above.

SEE & DO I—LESSON I

From: